

DENSO	Production Control Supplier Manual POLICIES AND GUIDELINES	DATE ISSUED 02/23/99	Control Number PKG-006
		DATE REVISED 09/10/2001 09:35:54 AM	
LEVEL/SECTION PACKAGING		TITLE UNITIZATION AND PALETTIZING REQUIREMENTS	
WRITTEN NIKKI DENSBORN		APPROVED SUE THOROGOOD	

PURPOSE

To define unitization and palletizing requirements for incoming product.

STANDARDS

A. Unitization

Containers must be secured to the pallet for shipping.

Polypropylene banding is preferred. Metal banding is prohibited.

*Two bands should run parallel to the 48" dimension of the pallet.
(Recommended tension is 35 lbs.)

Clear stretchwrap may be used if the supplier does not have banding capability.

Opaque (black) stretchwrap is prohibited.

B. Palletizing

Palletize totes per the packaging specification – DO NOT exceed specified pallet height!

No pallet can exceed 48". This allows product to stack 2 high (or approx 96") in the truck for shipping.

If order is equal to, or greater than a layer quantity, it MUST be shipped on separate pallet.

C. Mixed Pallets

Product can be mixed on a pallet if:

- DMMI's orders are less than 1 full layer.

- The mixed pallet is labeled as "MIXED" on 2 sides (see Labeling section).

Like part numbers must be consolidated on one pallet.

If a mixed pallet is uneven on the top layer, empty boxes/totes should be added to cube the uneven layer.

Empty boxes/totes MUST be labeled as "empty".

Example DMMI order:

Part R: 2 boxes

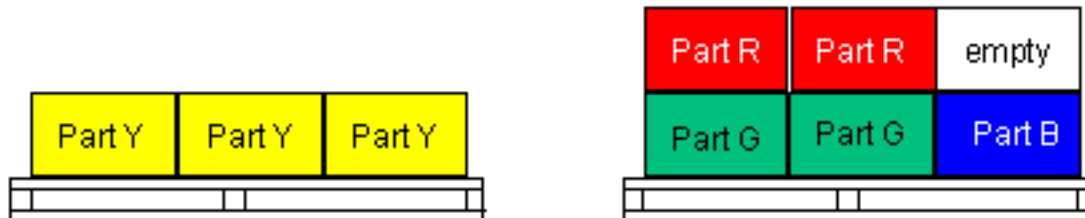
Part B: 1 box

Part Y: 3 boxes

Part G: 2 boxes

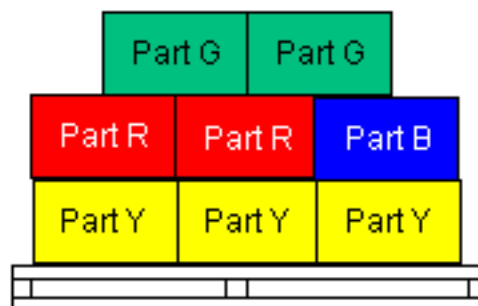
How To Palletize ???

CORRECT PALLETIZATION

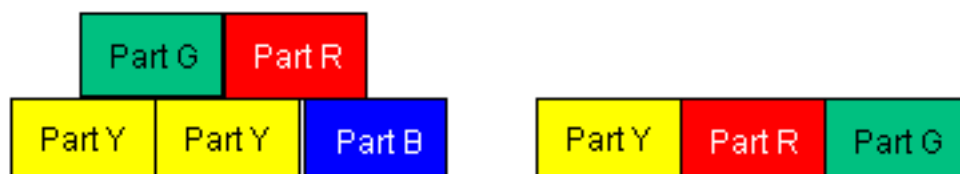


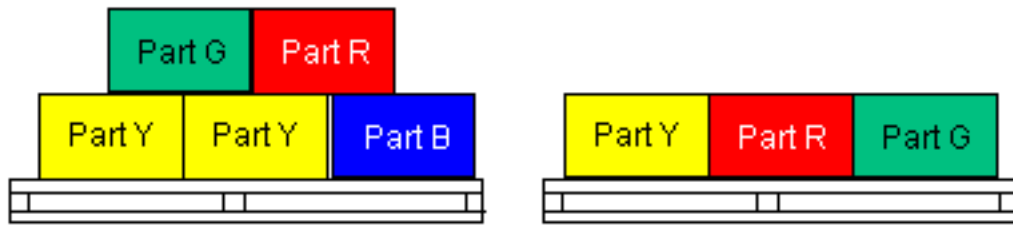
- Part Y = one layer, so it is shipped on a separate pallet
- Like parts are together
- Both pallets are stable
- An empty box is used to cube top layer of mixed pallet

These examples are incorrect!



- Part Y requires separate pallet
- Top layer is not cubed with empty box





- Like parts are not together
- One pallet is unstable

